



# Interviews for the New Graduate


**How to Survive an Interview as a New Graduate Nurse**

Kate Bayhan, DNP, RN

# Objectives

By the end of this presentation, you should be able to:

- Describe what to bring to an interview
- Describe how to dress and prepare for an interview
- Discuss the **DOs** & **DON'Ts** of a professional interview
- Expertly answer interview questions




# What to Bring:

Don't overburden yourself. Try to bring only what you need:

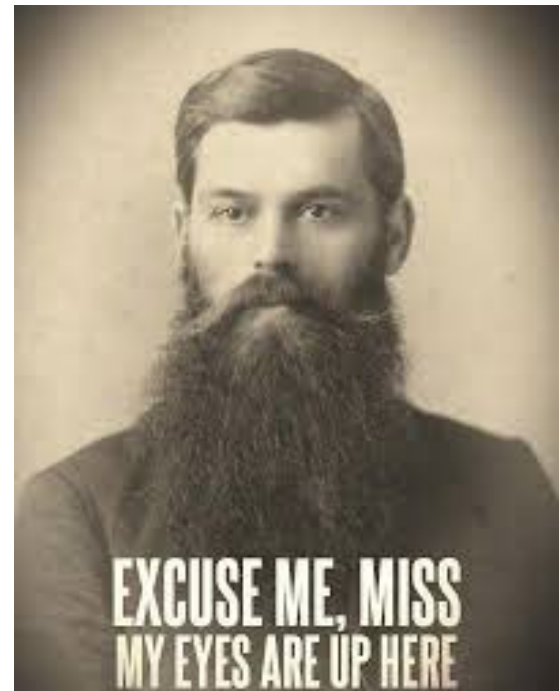
- Leather Folder/Binder
- Resume (on resume paper)
- Graduate Portfolio
- Pen
- Paper

Our four generation workforce provides challenges




# Fix Up, Look Sharp

- First Impressions are **Everything!**
- Remember, you are typically interviewing with an older generation:
  - Conservative, professional dress
  - Clean and Coifed – nails, hair, jewelry, facial hair
  - Conservative makeup
  - No jeans, no tennis shoes or sandals
  - Maintain modesty
  - Be PUNCTUAL
  - Be prepared!
- There's always room for personality



# DO or DON'T?




# The Interviews



- Typically, there are several interviews
- You may meet someone from Human Resources, Education, a Nurse Recruiter, the Unit Director, a Nurse Manager, even Bedside Nurses from the Unit, etc.
- These are often **PANEL** interviews
- Remember to BE PUNCTUAL and be polite



# Keep Calm and Be Prepared



# Questions

