

Cal State Apply RN-BSN Application Guide

Thank you for your interest in the [RN-BSN pathway](#) within the School of Nursing at Cal State Fullerton (CSUF). This upper-division nursing degree pathway is for registered nurses (RNs) wishing to earn a Bachelor of Science in Nursing (BSN). This pathway admits twice per academic year, in the Fall and Spring terms. There is a non-refundable application fee. No late applications are accepted.

Note: Starting Spring 2024, the campus-based RN-BSN Pathway has been permanently closed for international students. The distance (online) RN-BSN pathway does not meet the visa requirements for international students. Please contact [International Programs](#) for more information about the F-1 visa student educational requirements.

The following application guide, created by the School of Nursing, will assist you throughout the application process. Please review this guide in its entirety before beginning your application. For further assistance, contact the Pre-Enrollment Advisor at nursing@fullerton.edu.

Important Dates

Document	Spring Application Cycle	Fall Application Cycle
Cal State Apply Application	Open August 1 to August 31	Open October 1 to November 30
Official Transcripts	Due September 15	Due January 31
Official AP/IB Scores	Due September 15	Due January 31
Official foreign transcripts and evaluations	Due September 15	Due January 31

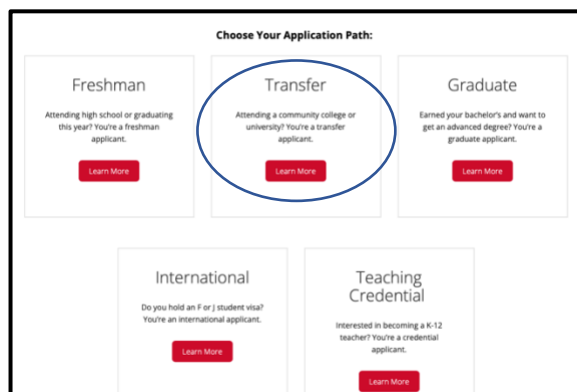
Official documents, e.g., transcripts, AP/IB scores, foreign transcripts, and evaluations, must be submitted to the CSUF Office of Admissions. **Electronic transcripts are preferred.** For more information about official transcripts, visit the [Office of Admissions](#) website.

To provide timely admission decisions, the School of Nursing has set an earlier transcript deadline that differs from the CSUF Office of Admissions transcript deadline for transfer students. Please refer to deadlines set by the School of Nursing. Applications without official documents by the above transcript deadline will be withdrawn.

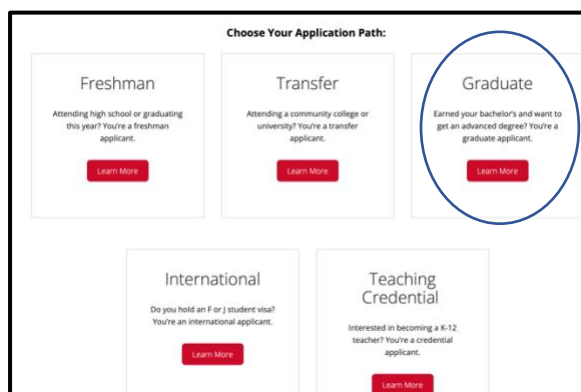
Once you complete the Cal State Apply application, the Office of Admissions will begin to process your application. Once processed, you will receive an email with your Campus-Wide ID (CWID) number. Check your spam folder for emails from admissions@fullerton.edu. Your CWID will allow access to the CSUF student portal. Within the student portal, you can view details on your application status, create your CSUF email address, and more.

1. To access the Cal State Apply application, visit <https://www2.calstate.edu/apply>.
 - a. Applicants pursuing their **first bachelor’s degree**: scroll down and select “Transfer” to begin.
 - b. Applicants pursuing their **second bachelor’s degree**: scroll down and select “Graduate” to begin.

Option A



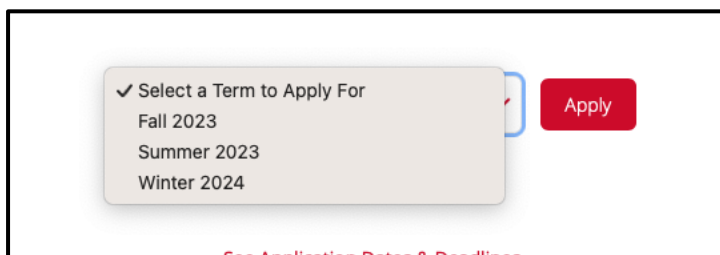
Option B



Note: Failure to complete the correct application will result in the automatic denial of your application.

2. Select the term you are applying to from the dropdown.

Note: The terms listed will differ from those shown in the image below.



3. After logging in, you will be directed to your “Extended Profile”. If you are pursuing your first bachelor’s degree, follow option (A). If you are pursuing a second bachelor’s degree, follow option (B).

Option (A)

The screenshot shows the '1. Degree Goal' section of the 'Extended Profile' form. It includes the following questions and options:

- What degree, credential or certificate are you applying for?
 - First Bachelor's Degree (Seeking your first bachelor's degree and have not earned a prior bachelor's degree)
 - Second Bachelor's Degree and Beyond (e.g. Master's, Teaching Credential, Certificate, Doctoral)
- Which of the following best describes your current educational status?
 - Graduating High School Senior or equivalent (with or without college coursework prior to High School graduation)
 - Transferring with an Associate Degree for Transfer (AA-T/ AS-T) awarded by a California Community College
 - Transferring from a community college or four-year institution
- By the time you enroll at the CSU campus you are applying to, how many college credits will you have earned?

Note that if your courses are based on quarter credits, click [here](#) to convert your total credit hours to semester hours.

 - 0 - 59 semester credits
 - 60+ semester credits

Option B

The screenshot shows the '1. Degree Goal' section of the 'Extended Profile' form. It includes the following questions and options:

- What degree, credential or certificate are you applying for?
 - First Bachelor's Degree (Seeking your first bachelor's degree and have not earned a prior bachelor's degree)
 - Second Bachelor's Degree and Beyond (e.g. Master's, Teaching Credential, Certificate, Doctoral)
- Please select one or more of the following degree goals.
 - Second Bachelor's Degree (already earned a bachelor's degree and are seeking another one)
 - Graduate (e.g. Master's, Doctoral) or Professional's Degree
 - Teaching and Service Credential Only (e.g. Single or Multiple Subject, Special Education, PPS, Librarian, Admin, CalStateTEACH)
 - Certificate

4. Complete the remaining questions on this page. Read each question carefully. Once all sections are complete, select “Save Changes”.

2. Returning

* Are you applying to return to the CSU campus which you previously attended, and intend to complete the same degree?

Yes
 No

3. US Military Status

* Have you ever served in the United States military?

4. International Applicant

* Do you have or will you require an F1 Visa (student) or J1 Visa (exchange) to study at the California State University (CSU)?

No Yes

5. On the “Add Programs” page, in the search box, type RN-BSN. Before you select your desired major and format, ensure “CSU Fullerton” is listed under Campus Name.

Find Program | View Selected Programs

Showing results for: RN-BSN

Add	Program Name	Campus Name	Degree Type	Start Term	Academic Year
FULLERTON UNDERGRADUATE					
+	Nursing - RN-BSN	CSU Fullerton	BS	Spring	2023
+	Nursing - RN-BSN (Distance Program)	CSU Fullerton	BS	Spring	2023

- a. The RN-BSN pathway is offered in two formats: Campus and Distance. Select your desired format to continue the CSU Fullerton RN-BSN application. Once you select the format, select “Continue”.

- i. Campus – Students in this format will complete nursing courses in person at CSU Fullerton and off-campus locations for NURS 402L. Clinical sites for NURS 402L are offered within Orange County, Los Angeles County, Riverside County, and San Bernardino County.
- ii. Distance – Students in this format will complete nursing lectures online. To satisfy graduation requirements, students must attend two in-person labs, NURS 340L and NURS 402L. NURS 340L will be completed at CSU Fullerton. Clinical sites for NURS 402L are offered within Los Angeles County, Orange County, Riverside County, and San Bernardino County.

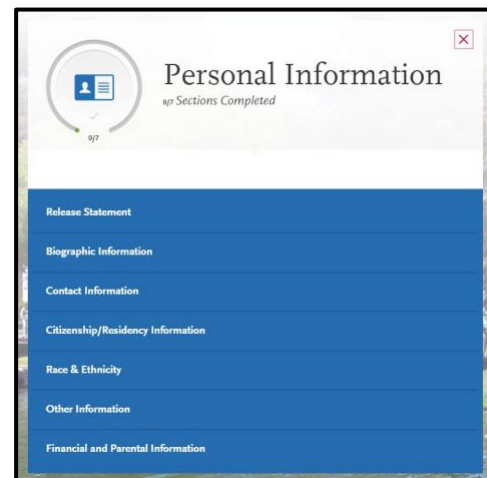
FULLERTON UNDERGRADUATE

+	Nursing - RN-BSN (Campus Program)
+	Nursing - RN-BSN (Distance Program)

6. Return to the “My Application” section on the top left of the screen. Begin completing Quadrants 1-4: Personal Information, Academic History, Supporting Information, and Program Materials.

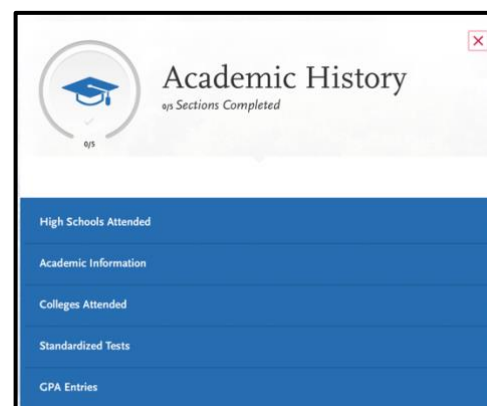
a. Quadrant 1: Personal Information

- i. Complete each section under Personal Information. If your academic records are listed under multiple names, indicate “Yes” in the “Alternative Name” field and list those other names.



b. Quadrant 2: Academic History

- i. For “Colleges Attended”, include **all** previously attended institutions. Enter the grade point average (GPA) from each institution as listed on the respective transcript. If you attended a college-level institution outside the United States, include this information on your application and send CSU Fullerton an evaluation report from an approved professional organization **and** a copy of the original transcript or marks sheet. If the transcript is in a language other than English, a word-for-word translation must also be submitted. For more information on providing foreign credentials, visit the [international admissions](#) site.



c. Quadrant 3: Supporting Information

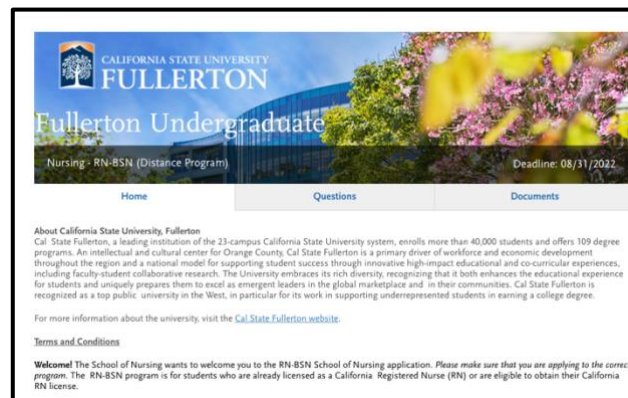
Note: Only complete this section if applying as a postbaccalaureate student

- i. In this section, enter any relevant professional or academic achievements. Visit the [Applicant Help Center](#) to review the available categories. Consider the achievement and select the most appropriate category. Once you submit your application, you cannot edit previously entered achievements, but you can add new entries.



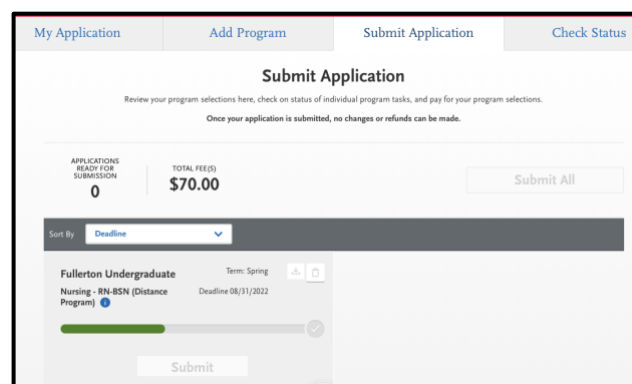
d. Quadrant 4: Program Materials

- i. In this section, include all required documents, answer each question, and complete each subsection. Begin by reading the information in the “Home” subsection. Unofficial transcripts and unofficial AP scores can be uploaded through the “Documents” subsection. A copy of your CA RN license can be uploaded through the “License” subsection.



7. Once all areas of the application are complete, “Save and Continue”. You will be directed to pay the non-refundable application fee.

Note: For more information on fee waivers, please review the [CSU policy](#) on application fee waivers.



8. Celebrate! You submitted your application for the CSUF RN-BSN pathway. Monitor your inbox daily to ensure you don’t miss an important email from admissions@fullerton.edu or nursing@fullerton.edu. If you have any questions about your application, email nursing@fullerton.edu or visit the [Frequently Asked Questions](#) section on the School of Nursing website.

9. [Know your application status](#). Allow 5-7 business days for your application to be initially processed by the Office of Admissions. Once processed, send official transcripts from all previously attended institutions, including the institution where the ADN is being pursued or was awarded, by the appropriate deadline listed on page 1.