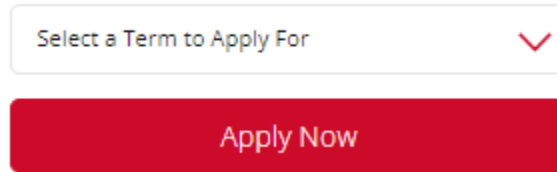


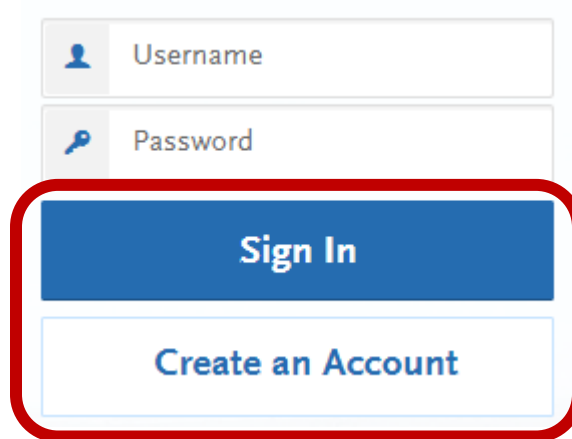
# Cal State Apply Guide for DNP Post-Master's Applicants

1. Go to <https://www.calstate.edu/apply>. Select the term from the "Select a Term to Apply For" drop down menu and then click "Apply".



A screenshot of a web form. At the top, there is a dropdown menu with the text "Select a Term to Apply For" and a red downward-pointing chevron icon. Below the dropdown menu is a red rectangular button with the text "Apply Now" in white.

2. If you already created an account, enter your username and password and click "Sign In". If you have not yet created an account, click "Create an account".



A screenshot of a login and account creation section. It features two input fields: "Username" with a person icon and "Password" with a key icon. Below these fields are two buttons: a blue "Sign In" button and a white "Create an Account" button. A red rounded rectangle highlights both the "Sign In" and "Create an Account" buttons.

3. In the "Degree Goal" section, select "Second Bachelor's Degree and Beyond" and then select "Graduate (e.g. Master's, Doctoral) or Professionals Degree".

## 1. Degree Goal

\* What degree, credential or certificate are you applying for?

- First Bachelor's Degree (Seeking your first bachelor's degree and have not earned a prior bachelor's degree)
- Second Bachelor's Degree and Beyond (e.g. Master's, Teaching Credential, Certificate, Doctoral)

\* Please select one or more of the following degree goals.

- Second Bachelor's Degree (already earned a bachelor's degree and are seeking another one)
- Graduate (e.g. Master's, Doctoral) or Professional's Degree
- Teaching and Service Credential Only (e.g. Single or Multiple Subject, Special Education, PPS, Librarian, Admin, CalStateTEACH)
- Certificate

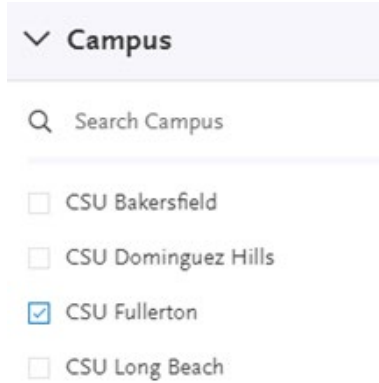
## Cal State Apply Guide for DNP Post-Master's Applicants

---

4. Complete the remaining profile questions and save. Continue to select the campus and program.

---

5. Use the filter feature to select "CSU Fullerton"



The screenshot shows a dropdown menu titled "Campus" with a downward arrow. Below the title is a search bar with a magnifying glass icon and the text "Search Campus". Underneath the search bar are four list items, each with a checkbox and the campus name: "CSU Bakersfield", "CSU Dominguez Hills", "CSU Fullerton", and "CSU Long Beach". The checkbox for "CSU Fullerton" is checked, while the others are unchecked.

---

6. Search for "doctor" in the search box and then click the + to add the **Doctor of Nursing Practice Post-Master's** program to your application. Then click continue at the bottom of the page.

---

7. On the next screen, verify you selected the correct program and click "Continue to My Application".

---

# Cal State Apply Guide for DNP Post-Master's Applicants

## Quadrant 1: Personal Information



Release Statement
Biographic Information
Contact Information
Citizenship/Residency Information
Race & Ethnicity
Other Information
Financial and Parental Information

- Complete all sections in this Quadrant.
  - *Biographic Information*: If your academic records are under more than one name, indicate “YES” in the Alternative Name field and list any names that may be on your transcripts or other application records.

---

## Quadrant 2: Academic History

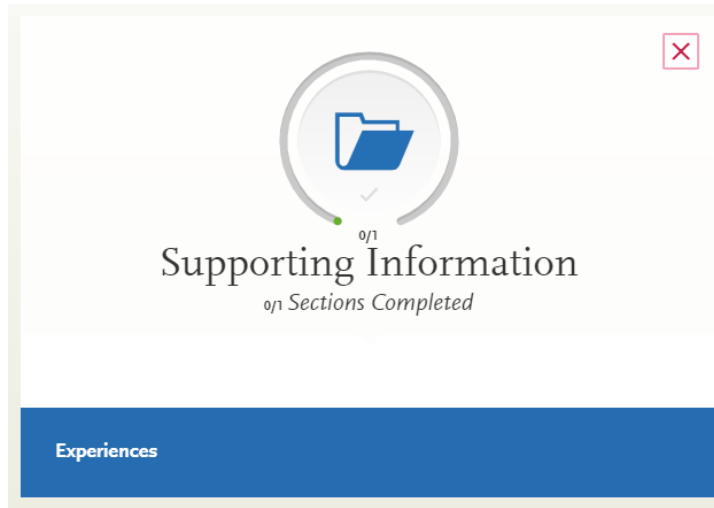


Colleges Attended
Standardized Tests
GPA Entries

- *Colleges Attended*: Add **all** colleges you attended. Include all colleges where you completed at least one course.
- *Standardized Tests*: The School of Nursing does not require any standardized tests. However, regardless of citizenship, all applicants whose native language is not English must submit proof of [English proficiency](#).
- *GPA Entries*: Enter GPA information for each institution attended as it appears on the transcript from the institution.

# Cal State Apply Guide for DNP Post-Master's Applicants

## Quadrant 3: Supporting Information



- *Experiences:* Add all RN employment positions you have held including your current position.

---

## Quadrant 4: Program Materials

After clicking on Program Materials in the application dashboard, click on the blue band listing the concentration to which you are applying.




Complete the requirements in each tab.

- *Questions:* Answer all questions asked in this area.
- *Documents:* Upload all required documents in PDF form.
- *Recommendations:* You are required to provide names and email addresses for 3 recommenders. Click “Add Recommendation” to add information for each recommender.
  - **All 3 recommendations must be completed by the application deadline.** We recommend you set the due date earlier than the application deadline, so you have time to follow up with your recommenders to ensure they complete the recommendations before the application deadline.

# Cal State Apply Guide for DNP Post-Master's Applicants

## Submitting the application

Once you have completed all sections of the application, click on "Submit Application" on the application dashboard.



---

## Official Transcript Requirement

After completing the online application, you must submit official transcripts from the college/university where you received your [Bachelor's degree and Master's degree](#).

You will be notified if additional transcripts are needed. Transcripts must be submitted by the application deadline.

**Electronic transcripts are preferred.** Review the [Admissions website](#) for instructions.