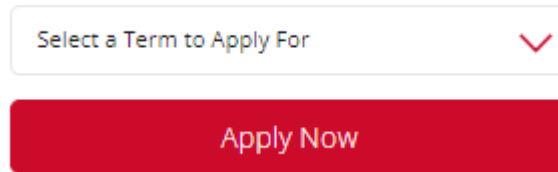


# Cal State Apply Guide for MSN School Nursing Applicants

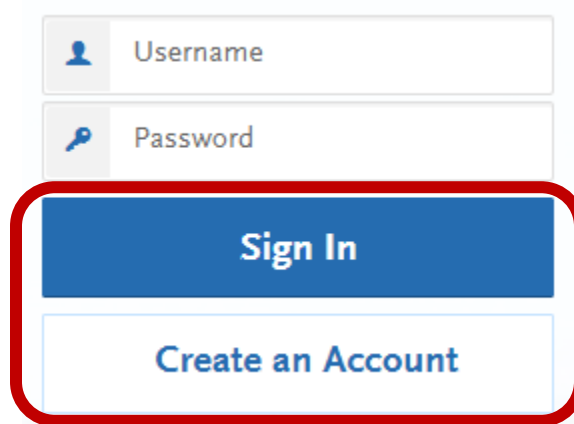
1. Go to <https://www.calstate.edu/apply>. Select the term from the “Select a Term to Apply For” drop down menu and then click “Apply”.



Select a Term to Apply For

Apply Now

2. If you already created an account, enter your username and password and click “Sign In”. If you have not yet created an account, click “Create an account”.



Username

Password

Sign In

Create an Account

3. In the “Degree Goal” section, select “Second Bachelor’s Degree and Beyond” and then select “Graduate (e.g. Master’s, Doctoral) or Professionals Degree”.

## 1. Degree Goal

★ What degree, credential or certificate are you applying for?

- ☐ First Bachelor's Degree (Seeking your first bachelor's degree and have not earned a prior bachelor's degree)
- ☒ Second Bachelor's Degree and Beyond (e.g. Master's, Teaching Credential, Certificate, Doctoral)

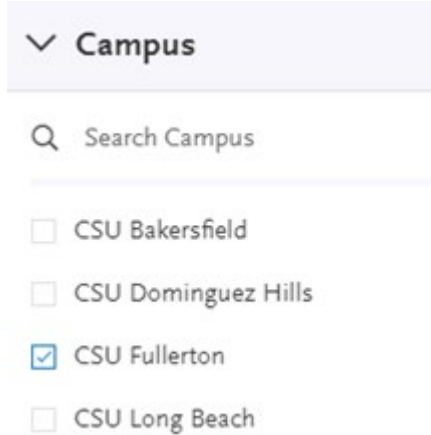
★ Please select one or more of the following degree goals.

- ☐ Second Bachelor's Degree (already earned a bachelor's degree and are seeking another one)
- ☒ Graduate (e.g. Master's, Doctoral) or Professional's Degree
- ☐ Teaching and Service Credential Only (e.g. Single or Multiple Subject, Special Education, PPS, Librarian, Admin, CalStateTEACH)
- ☐ Certificate

## Cal State Apply Guide for MSN School Nursing Applicants

- 
4. Complete the remaining profile questions and save. Continue to select the campus and program.
- 

5. Use the filter feature to select “CSU Fullerton”



The screenshot shows a dropdown menu titled "Campus" with a downward arrow icon. Below the title is a search bar labeled "Search Campus". Underneath the search bar are four options, each with a checkbox: "CSU Bakersfield", "CSU Dominguez Hills", "CSU Fullerton" (which is checked), and "CSU Long Beach".

- 
6. Type “nursing” in the search box.



The screenshot shows a search bar with the word "nursing" entered. To the right of the search bar is a magnifying glass icon and a blue button labeled "Filters".

- 
7. Click the “+” sign to select the School Nursing concentration and then click the “continue” button at the bottom of the page.



The screenshot shows a table with three columns. The first column contains a blue square icon with a white plus sign, which is highlighted with a red square. The second column contains the text "Nursing (RN to Nursing) - School Nursing". The third column contains the text "CSU Fullerton". The fourth column contains the text "MS".

- 
8. On the next screen, verify you selected the correct concentration and click “Continue to My Application”.
-

# Cal State Apply Guide for MSN School Nursing Applicants

## Quadrant 1: Personal Information



|                                    |
|------------------------------------|
| Release Statement                  |
| Biographic Information             |
| Contact Information                |
| Citizenship/Residency Information  |
| Race & Ethnicity                   |
| Other Information                  |
| Financial and Parental Information |

- Complete all sections in this Quadrant.
  - *Biographic Information:* If your academic records are under more than one name, indicate “YES” in the Alternative Name field and list any names that may be on your transcripts or other application records.

---

## Quadrant 2: Academic History

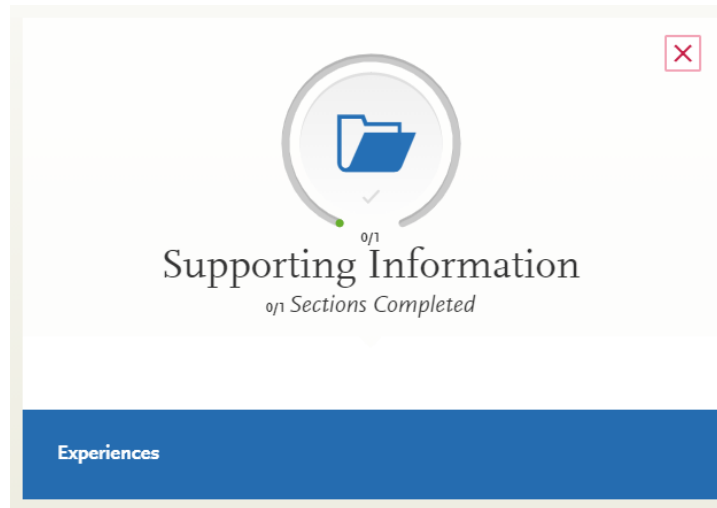


|                    |
|--------------------|
| Colleges Attended  |
| Standardized Tests |
| GPA Entries        |

- *Colleges Attended:* Add **all** colleges you attended. Include all colleges where you completed at least one course.
- *Standardized Tests:* The School of Nursing does not require any standardized tests. However, regardless of citizenship, all applicants whose native language is not English must submit proof of [English proficiency](#).
- *GPA Entries:* Enter GPA information for each institution attended as it appears on the transcript from the institution.

# Cal State Apply Guide for MSN School Nursing Applicants

## Quadrant 3: Supporting Information

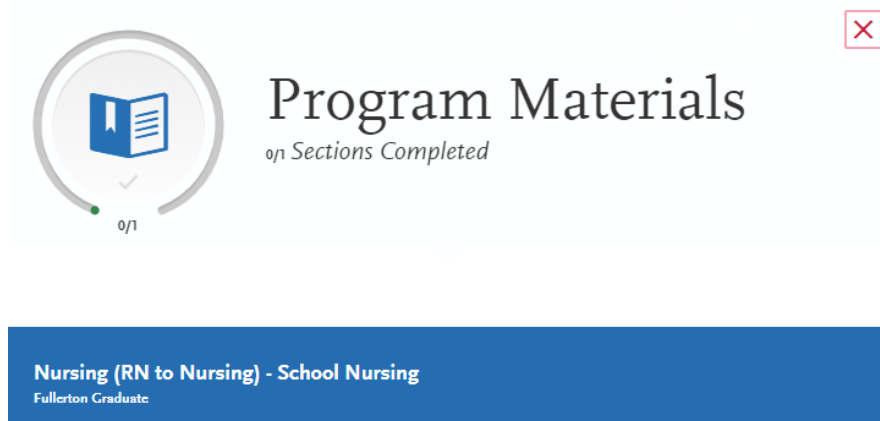


- *Experiences:* Add all RN employment positions you have held including your current position.

---

## Quadrant 4: Program Materials

After clicking on Program Materials in the application dashboard, click on the blue band listing the concentration to which you are applying.




- *Questions:* Answer all questions asked in this area.
- *Documents:* Upload all required documents in PDF form.
- *Recommendations:* You are required to provide names and email addresses for 2 recommenders. Click “Add Recommendation” to add information for each recommender.
  - **Both recommendations must be completed by the application deadline.** We recommend you set the due date earlier than the application deadline, so you have time to follow up with your recommenders to ensure they complete the recommendations before the application deadline.

# Cal State Apply Guide for MSN School Nursing Applicants

## Submitting the Application

Once you have completed all sections of the application, click on “Submit Application” on the application dashboard.



---

## Official Transcript Requirement

After completing the online application, you must submit official transcripts from **all colleges/universities you have attended**.

Your transcripts must be submitted directly to CSUF Admissions by the application deadline.

**Electronic transcripts are preferred.** Review the [Admissions website](#) for instructions.