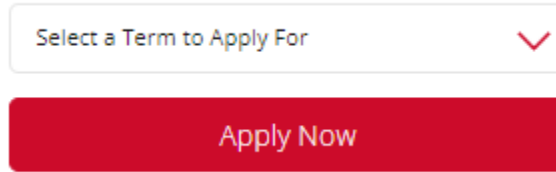


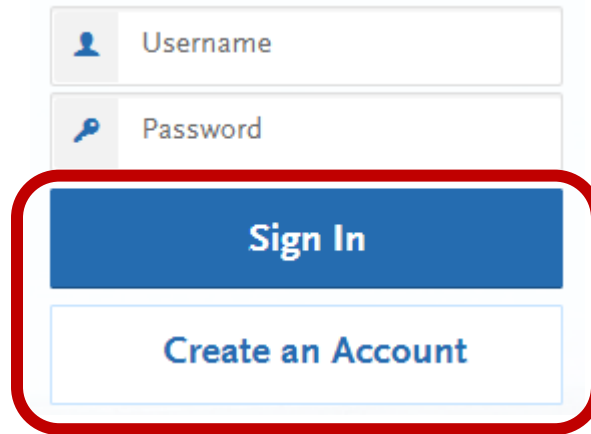
Cal State Apply Guide for MSN Leadership Applicants

1. Go to <https://www.calstate.edu/apply>. Select the term from the “Select a Term to Apply For” drop down menu and then click “Apply”.



A screenshot of the Cal State Apply website. At the top, there is a white dropdown menu with the text "Select a Term to Apply For" and a red downward-pointing chevron icon. Below the dropdown menu is a prominent red button with the white text "Apply Now".

2. If you already created an account, enter your username and password and click “Sign In”. If you have not yet created an account, click “Create an account”.



A screenshot of the Cal State Apply login and account creation section. It features two input fields: "Username" with a person icon and "Password" with a key icon. Below these fields are two buttons: a blue "Sign In" button and a white "Create an Account" button with a blue border. A red rounded rectangle highlights both the "Sign In" and "Create an Account" buttons.

3. In the “Degree Goal” section, select “Second Bachelor’s Degree and Beyond” and then select “Graduate (e.g. Master’s, Doctoral) or Professionals Degree”.

1. Degree Goal

* What degree, credential or certificate are you applying for?

- First Bachelor's Degree (Seeking your first bachelor's degree and have not earned a prior bachelor's degree)
- Second Bachelor's Degree and Beyond (e.g. Master's, Teaching Credential, Certificate, Doctoral)

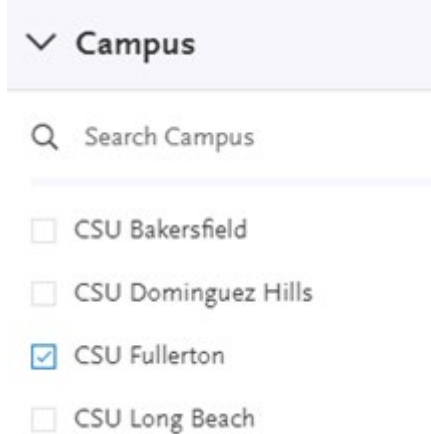
* Please select one or more of the following degree goals.

- Second Bachelor's Degree (already earned a bachelor's degree and are seeking another one)
- Graduate (e.g. Master's, Doctoral) or Professional's Degree
- Teaching and Service Credential Only (e.g. Single or Multiple Subject, Special Education, PPS, Librarian, Admin, CalStateTEACH)
- Certificate

Cal State Apply Guide for MSN Leadership Applicants

4. Complete the remaining profile questions and save. Continue to select the campus and program.

5. Use the filter feature to select “CSU Fullerton”



▼ Campus

Q Search Campus


CSU Bakersfield

CSU Dominguez Hills

CSU Fullerton

CSU Long Beach

6. Type “nursing” in the search box.



nursing

Q Filters

7. Click the “+” sign to select the Nursing Leadership concentration and then click the “continue” button at the bottom of the page.

	Nursing (RN to Nursing) - Nursing Leadership (Distance Program)	CSU Fullerton	MS
---	--	---------------	----

8. On the next screen, verify you selected the correct concentration and click “Continue to My Application”.

Cal State Apply Guide for MSN Leadership Applicants

Quadrant 1: Personal Information



Release Statement
Biographic Information
Contact Information
Citizenship/Residency Information
Race & Ethnicity
Other Information
Financial and Parental Information

- Complete all sections in this Quadrant.
 - *Biographic Information:* If your academic records are under more than one name, indicate “YES” in the Alternative Name field and list any names that may be on your transcripts or other application records.

Quadrant 2: Academic History

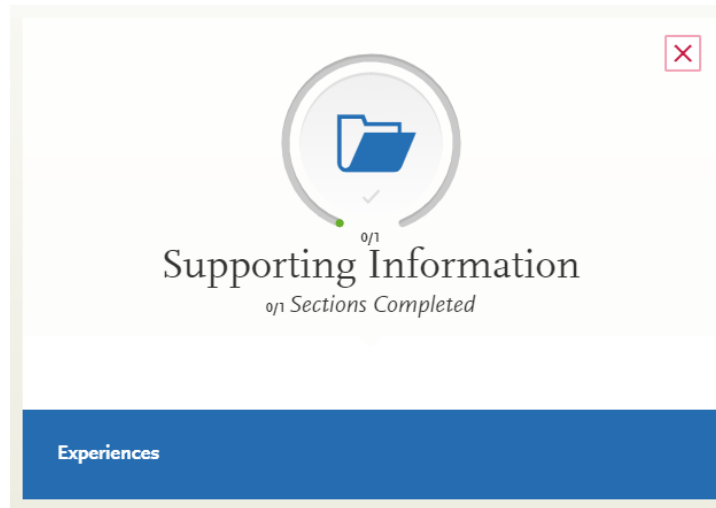


Colleges Attended
Standardized Tests
GPA Entries

- *Colleges Attended:* Add **all** colleges you attended. Include all colleges where you completed at least one course.
- *Standardized Tests:* The School of Nursing does not require any standardized tests. However, regardless of citizenship, all applicants whose native language is not English must submit proof of [English proficiency](#).
- *GPA Entries:* Enter GPA information for each institution attended as it appears on the transcript from the institution.

Cal State Apply Guide for MSN Leadership Applicants

Quadrant 3: Supporting Information



- *Experiences:* Add all RN employment positions you have held including your current position.
-

Quadrant 4: Program Materials

After clicking on Program Materials in the application dashboard, click on the blue band listing the concentration to which you are applying.




- *Questions:* Answer all questions asked in this area.
 - *Documents:* Upload all required documents in PDF form.
 - *Recommendations:* You are required to provide names and email addresses for 3 recommenders. Click “Add Recommendation” to add information for each recommender.
 - **All 3 recommendations must be completed by the application deadline.** We recommend you set the due date earlier than the application deadline, so you have time to follow up with your recommenders to ensure they complete the recommendations before the application deadline.
-

Cal State Apply Guide for MSN Leadership Applicants

Submitting the Application

Once you have completed all sections of the application, click on “Submit Application” on the application dashboard.



Official Transcript Requirement

After completing the online application, you must submit official transcripts from **all colleges/universities you have attended**.

Your transcripts must be submitted directly to CSUF Admissions by the application deadline.

Electronic transcripts are preferred. Review the [Admissions website](#) for instructions.